

Toi!itech[®]



self cleaning toilets

TONE



TONE is an **AUTOMATIC** and **SELF-CLEANING** toilet for **OUTDOOR** installation, only for unisex using, thought and built to combine **design and technology**, ensuring **security for the user and a perfect wash and sanitizing at every use**.

Our washing and disinfection SMART® TECHNOLOGY ensures a high level of cleaning and disinfection of the toilet. Our exclusive technology wash and dry the wc-bowl thank to a retractable arm and wash also the walls around up to a height of 80 cm. Floor is washed by a system of nozzles that spray high pressure water and disinfectant on his surface, with a total consumption of water for each washing cycle of 17 lt. This toilet is suitable for installation in **logistical areas, parking lot, bus stop** etc. Maintenance is extremely simple and all our toilets are designed to ensure high efficiency and performance for all the time of commissioning.

Features:

- Concrete block with dimensions (they change with different design): external 2,02 m x 1,50 m, high 2,40 m - Internal 1,15 m x 1 m
- **Washing and disinfection SMART® TECHNOLOGY:** washing, disinfection and drying of the wc-bowl, washing and disinfection of the walls around the bowl until an high of 80 cm, washing and disinfection of the floor
- Concrete block, **anti-vandal, fireproof, anti-graffiti**
- **External security access** to technical room
- Extremely flexibility for external finishing
- Interior HPL walls, **without spacing and outsidefixing. Fireproof, anti-vandal, anti-graffiti**
- **Stainless steel sliding door**



- **Detector of presence of person with radar**
- Internal lighting with **LED lights**
- In-built washbasin with automatic dispensers, SOS buttons
- **Access control** with button for free or coin-machine, or badges, possibility of setting access hours
- **Self-diagnosis system** in the event of a fault and remote signaling in real time to GSM mobile or computer



INFO PANEL

- Instructions in 4 languages
- Customizable
- Access with coins or badge

STAINLESS STEEL AUTOMATIC ENTRANCE DOOR

- Antivandal
- Anti-sign
- Durable

ALUMINUM FLOOR

- Non-slip
- Non-foot print
- Antibacterial
- Durable
- No maintenance

LARGE POLYCARBONATE DOME

- Natural lighting
- Forced ventilation

SECURITY SWINGING DOOR

- Stainless steel inox on request
- Sliding door on request
- Anti-vandal
- Anti-sign
- Durable

CONCRETE BLOCK

- Durable
- Anti-vandal and fireproof
- Flexible features and dimensions
- Customizable

self cleaning toilets

TONE



BASE MODEL

- Block with enlarged side walls
- Roof Metal Profile dark brown colour
- Beige coloured on front and back side and grey on side.



MILAN MODEL

- Block with enlarged side walls
- Metal perimeter moulding on front and back with pictograms
- External LED lighting
- External block design with horizontal lines on front and back walls
- Internal LED light vandal-proof buttons



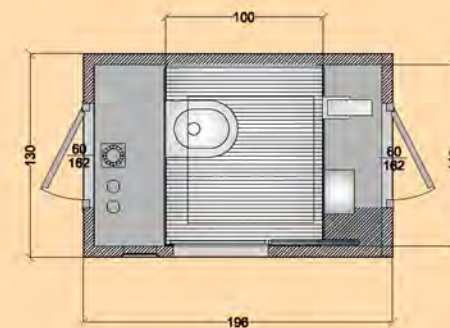
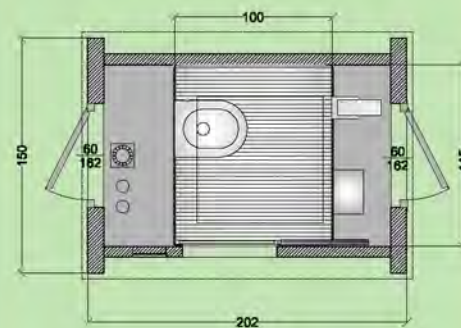
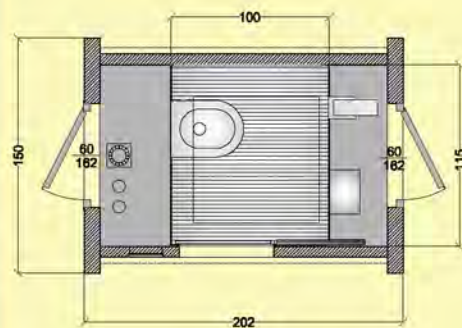
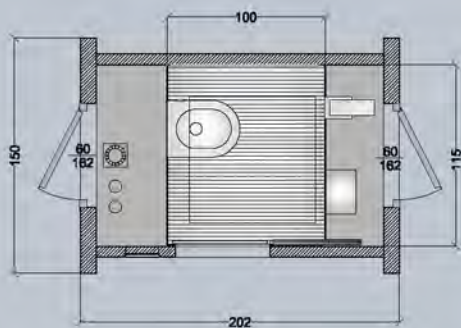
VENEZIA MODEL

- Standard block with iron pillars and external cladding with gres ceramic on four sides
- Roof Metal perimeter moulding, type "historic" cornice, gray mica, "deco" design
- Internal LED light large buttons



AMSTERDAM MODEL

- Standard block structure
- Roof Metal perimeter moulding "Design Amsterdam" as a completion of the perimeter cover with pictograms
- External LED lighting
- External block design with horizontal lines
- Internal LED light large buttons



PTMatic for environment



DISINFECTION SYSTEM DCN-ECO3®:

At night, the toilet is completely disinfected without release of pollutants into the environment.

LOW WATER CONSUMPTION:

Our washing system uses 35% less water than conventional systems, with a consumption of 17 l. per cycle. Without person inside, water system is completely closed, with no risk of loss or waste of water.

LOW ENVIRONMENTAL IMPACT:

90% of components of the toilet are completely recyclable (cement, aluminum, plastic, etc). In our factory is possible to dispose old toilets.

LOW CONSUMPTION LIGHTING SYSTEM WITH LED:

External and internal illumination of the toilet is with LED lamps (12 V). Total electricity consumption is 15 W per washing cycle. Without person inside, lights remain off, without wasting energy.

REMOTE CONTROL:

Our toilets can be equipped with a remote control system that checks the status of the toilet. This allows to reduce number of site visits, optimizing the operations of the maintainer with a fuel saving of about 10%.



TOILITEC works with ISO 14000

self cleaning toilets

TOILETEC



PROJECTS

self cleaning toilets

TONE

Slatina (Romania)



self cleaning toilets

TONE

Baia Mare (Romania)



self cleaning toilets

TONE

Bucharest (Romania)



self cleaning toilets

TONE

Atessa



self cleaning toilets

TONE

Atessa



self cleaning toilets

TONE

INTERIORS



Toilet paper dispenser

- fireproof
- antivanda
- automatic on request

Ceramic wall-hung bowl:

- non-spill system

In-built stainless steel waste basket, with closure door:

- antivandal
- fireproof



Low consumption lighting with LED

Specchio di sicurezza in acciaio inox

HPL wall panels:

- extremely durable
- fireproof
- multiple colors available
- without spacing or outside fixing

In-built stainless steel hand basin:

- no-touch dispenser for soap/water/air



self cleaning toilets

TONE

SMART TECHNOLOGY[®] : WASHING AND DISINFECTION SYSTEM



Washing and Drying System of wc-bowl:

When the user is not in the unit, the bowl is washed, disinfected and dried. The dispensers of water and disinfectant are positioned in a device (door), that rotates horizontally on the bowl. Washing and disinfection are carried out during the forward run; drying during the backward run.

Wc-bowl washing occurs in three phases:

- ⇒ **A continuous water veil** inside the bowl during the use, prevent from “adhesions” and facilitating the washing.
- ⇒ **Rinse**: after every use, is sprayed at high pressure a mixture of water and disinfectant (about 8 lt.), with closed-circuit discharge into the sewer system.
- ⇒ **Washing and disinfection of sitting bowl and walls**: nozzles located on rotating device spray a pressurized jets of water and disinfectant. The rotating movement of the washing device, the inclination of jets and the high pressure, produce a “chisel effect”, that improve the washing system of the wc-bowl.

Drying of sitting surface:

is obtained by blowing air under pressure, generated by a tangential electric fan (560 mc/h a 500 Pa), through a diffuser, that conveys and addresses the air flow in such a way, useful to eliminate any residual of water resulting from the cleaning of the sitting surface. The electric fan is “low noise”.

Walls washing:

Washing and disinfection of the walls around the wc bowl, until an high of 80 cm

self cleaning toilets

TONE



Washing and disinfection system SMART TECNOLOGY® :

Our system **washes, disinfects and dries the surface of the wc-bowl, the walls up to 80 cm**: the surface is washed with high pressure jets of water and disinfectant, sprayed from the stainless steel nozzles in the floor. To reduce water consumption, the washing is done through nozzles which are alternately activated: the power of the water spray is used to move small waste on the floor surface with recovery in technical room, leaving the floor clean and disinfected, with a total consumption of water for each washing cycle of 17 lt.

Floor is made of extruded aluminum slats, anti-slip, anti-fingerprint and anti-bacterial: this material has the advantage of not having joints and do not need regular maintenance. Floor cleaning can be easily programmed according to customer needs.

Cleaning the floor can be easily programmed according to customer requirements and the number of daily hits the toilet.

self cleaning toilets

TONE



The seating surface and the inner walls of the toilet wc-bowl are washed with water and disinfectant sprayed from nozzles located on the device retractable rotary. Drying takes place during the closing of the door, thanks to a jet of high pressure air

A continuous water veil on the internal walls during the use, prevent the bowl from "adhesions"

A large grid over the entire wall to the drain of the washing water, ensures an easy discharge of liquids

The floor is washed and disinfected after each use, thanks to the presence of stainless steel nozzles that spray high pressure water and disinfectant



self cleaning toilets

TONE

EXTERIOR - finishing



self cleaning toilets

TONE

ESTERNI - accessori




PAINTED SLIDING DOOR



STAINLESS STEEL SLIDING DOOR

AMSTERDAM FLASHING



MILAN FLASHING



VENEZIA FLASHING



INFO PANEL

- lighting display
- entrance with coin or badge (on request)

self cleaning toilets

TONE



www.toilitech.com

VIA GIOTTO 1
20010 BAREGGIO (MI) - ITALY
Tel.: (+39) 02 90 39 00 02
Fax: (+39) 02 90 19 26 2
info@toilitech.com

self cleaning toilets

TONE